

Industrial CNC Plasma Cutting Systems



North America
1-888-988-7220 (Toll Free)
sales@machitech.com
www.machitech.com



Silver Cut PRO - Light industrial high definition

Ideal for small to medium fabrication and HVAC job shops

- This cutting table uses heavy duty industrial quality components for long term durability
- Affordable high definition cutting plasma, with manual gas console
- Dual drive technology for smooth gantry motion and stability
- Unitized design: easy to move and small footprint



FEATURES:

- Unitized system
- Table sizes: 5' x 10' or 6' x 12'
- True dual drive, Zero back lash drive system
- Hypertherm high definition plasma cutters, with manual gas console
- Machitech Automation CNC with 19" HD touchscreen
- Nesting software included on the controller
- CAD drawing, CAM cutting software included
- Automatic torch height control or roller ball
- Drawers on downdraft model
- Additional system options available
- Full parts list and electrical schematics included
- On-site installation and training included
- Free lifetime remote support

Silver Cut PRO - Light industrial high definition

SPECIFICATIONS:


FEATURES	<ul style="list-style-type: none"> Affordable high definition cutting solution Manual gas console Ideal for small fabrication and HVAC job shops Dual Drive technology for smooth gantry motion / stability Small footprint and easy to move
CONSTRUCTION	Fully welded and machined unitized steel table
GANTRY	<ul style="list-style-type: none"> 6" x 6" steel Clearance under gantry: 5" Linear ways 1/2" Agma 10 rack and pinion
RAILS	<ul style="list-style-type: none"> 1/2" Agma 10 rack and pinion Self-cleaning Dual Vee rails
TABLE SIZES	5' x 10' or 6' x 12'
CNC	Machitech CNC <ul style="list-style-type: none"> 19" HD touchscreen Built-in nesting Built-in shape library
SOFTWARE	SilverNest CAD/CAM software
DRIVES	Brushless servo motor
GEARBOX	20:1 low backlash planetary gearboxes
RACK & PINION	1/2" face – Agma 10
MAX. STATIONS	1 Plasma, 1 Oxy-fuel
PLASMA OPTIONS	<ul style="list-style-type: none"> Hypertherm HPR130 manual gas Manual gas console
HYPERTHERM TRUE HOLE ENABLED	No
HYPERTHERM FULL SUITE	No
HEIGHT CONTROL	CNC Integrated THC <ul style="list-style-type: none"> Ball screw automatic torch height control Magnetic torch breakaway
CUTTING SPEED	0 to 500 IPM, related to process and plasma power source
MAX. TRAVERSE SPEED	800 IPM
REPEATABILITY	0.002"
POSITIONING ACCURACY	0.003"

TABLE TYPE	<ul style="list-style-type: none"> Water or single zone Downdraft (drawers included for easy small part and slag removal) Can be converted from water to downdraft
TABLE CAPACITY	1.5'


OPTIONS AVAILABLE:

AUTO SLAG REMOVAL SYSTEM	No
CAMERA	No
DOT PEEN MARKER	No
DRILL	No
DRILL TOOL CHANGER	No
DUST COLLECTION SYSTEM	Yes - different systems and options available
EXTRA HIGH CLEARANCE	Yes +3" (total clearance of 8")
INK JET MARKER	No
OXY-FUEL BEVELING	Yes – straight line bevel adaptor
PLASMA BEVELING	Straight line bevel adaptor
PULL CORD	Yes
ROTARY PIPE/TUBE PROCESSING	No
SCRIBER	Yes

OTHER SILVER CUT MODELS:



Silver Cut:
Light industrial with conventional plasma



Silver Cut HD:
High definition plasma with automatic gas console